



# AOHA STATE CHAMPIONSHIP HORSE SHOW

## RULES & REGULATIONS



- An Association must have three (3) or more clubs with the majority being in Alabama to become a member of AOHA
- Dues requirements for Association: Due for 2022 are \$150.00. (To be reviewed in October each show year.) Dues are payable in October and are past due in November. Membership is revoked if dues are not paid by December 1 of each year.
- Each association can schedule ten (10) double judged shows per show season. To have a double judged show the association director must receive prior permission from **AOHA Chairman**. The Associations have the option of participants running twice or using two (2) timers for one (1) run. Associations must choose one (1) of the options for the season. The point sheets and show program for the double judged show must be sent to the **Secretary** within 2 weeks of the show.
- All shows must have all AOHA state show classes listed on the show bill. (Revised 2023)
- Chairman/Directors and appointed State Show Committee:
  1. Will coordinate and assign work schedules and job duties/assignments to assure that a professional smoothly run show is presented.
  2. Have State Show grounds open and operational 24 hours before the start of the State Show. AOHA directors are the State Show Management.
  3. It is the responsibility of AOHA to have a ring steward who knows and understands the rules of the association. Ring steward will not talk to a judge during a class unless spoken to by the judge and will confirm back numbers.

### II. State Championship Horse Show Qualifications and Registration:

- Must be a member of a saddle club that is a member of an association that is a member of the Alabama Open Horseman Association.
- Must show six (6) times in each qualifying class in one association. All associations must offer all AOHA classes.
- Weanlings must show four (4) times in each qualifying/designated class in one association.
- 2 yr. olds must show four (4) times in the 2 yr. old snaffle bit class to be qualified and six (6) times in any other state class.
- Proof of negative Coggins will be required and must be valid throughout the state show. (Revised 2022)
- Number of horses to qualify for State Show: Top twenty (20) riders, per association, per class. (Horse/rider combination).
- Pre-registration is mandatory. All class registration, stall registration, gate fees and grounds fees are to be turned in to the AOHA Secretary by **AUGUST 6, 2024**. (No late turn-ins accepted.) Please waive acceptance signature to expedite delivery.
- Changes to registration forms can be made after they are mailed in, but not after August 6, 2024. A new registration form must be submitted to replace the corrected form.
- GROUND FEES & ENTRY FEES ARE NON-REFUNDABLE.
- Tack stalls are available for \$100.00/weekend. NO horses should be stalled in assigned tack stalls.

### III. General Rules:

- Horses are not permitted on the grounds before 7:00 a.m. Thursday August 30th, 2024, without the permission of the AOHA chairman.
- **NON-QUALIFIED HORSES ARE NOT ALLOWED ON THE GROUNDS AT ANY TIME.**
- Motor homes/living quarter trailers: AOHA does not take reservations for motor homes/living quarter trailer hook ups. For more information on hookups, contact Garrett Coliseum office at 334-356-6866. (No horses allowed in these areas at any time!)
- Anyone caught with horses in the camping areas, at any time of day, shall be removed from the show grounds and disqualified from showing for that year. No refunds.
- No hardships will be allowed at the State Show.
- No assistance in the arena.
- Ladies' gaucho pants are allowed under the dictation of personal religious beliefs.
- Riding helmet is optional for riders 17 years and under
- Cannot ride in a halter, without a bridle or without a saddle during competition.
- Practice Schedule will be posted for both arenas. The use of lounge lines will not be allowed in the arenas during scheduled practice times.
- Working order will be posted and exhibitors must show in cut assigned unless otherwise notified by AOHA. Failure to do so will result in disqualification from the class. It is the obligation of the exhibitor to notify AOHA of an Arena conflict prior to the start of the class so that adjustments may be made.

- For contestants competing at both arenas, **BY PREARRANGEMENT ONLY** are they able to run out of turn in timed events, if they run early or are checked in and ready to run by the time the last scheduled rider for their class is called to run. A form is available to request a run out of order permission. Must be filled out prior to the conflicted class.
- To help keep exhibitors from going in the wrong cut/class, the gate worker and ring steward will be given a sheet with back numbers only. The person checking cuts/exhibitors in will have a sheet with back numbers, names, and horses' names. Once the class starts no one can enter/leave the arena without permission of judge or ring steward.
- The number of horses to show at one time before a class is to be split: NO more than 20. This would be at the discretion of the Directors. Cuts to be determined prior to **AND DURING** show.
- **All youth rider classes will read "17 years & under."**
- **A juvenile's age for showing is their age on January 1st.**
- No stallions will be handled or shown by anyone 17 years of age and under
- **Men's and Ladies' classes are for ages 18 and over. Youth classes are 17 & under.**
- Horses can only be shown with one rider per class.
- Everyone showing in a class must wear the official AOHA number. Numbers shall be worn on saddle pad for Western Pleasure, Huntseat, and English Pleasure. Number shall be worn on back for all gaited, halter, and timed event classes. In Costume Leadline numbers shall be displayed at the most visible position on child, horse, or handler. No clipping, changing or alterations (except laminations). Such alterations are grounds for disqualification. Anyone showing with wrong number, no number, or missing their cut is disqualified.
- All horses that are designated for drug testing must report at the end of the assigned class and within five minutes of leaving the show ring, unless arrangements are made with the AOHA Chairman or Vice- Chairman. Failure to do so will result in forfeiture of awards, placings, and points.
- No one is allowed to talk to the judge(s) during the show unless spoken to first by the judge(s). AOHA officers and/or Directors and ring steward are exempt from this rule. If a meeting with the judge(s) is necessary, a ring steward or AOHA officer/director must be present with the person, and it must be scheduled to take place after that person has completed all their classes for the Show.
- A judge cannot pull horses one at a time off the rail to the center of the ring. All horses must be pulled to the center at the same time.
- If blood is seen on a horse in the arena by the judge or ring steward, the class is to be stopped and judgement will be made if the horse may continue or will have to be excused. The judge and ring steward's decision is final.
- After judges' cards are turned in to the ring steward, results are final and cannot be changed (judges included). Except in the case of duplication or omission pending any disqualification issues.
- Riders who dismount without the spoken permission of the ring steward or AOHA Official are to be disqualified.
- All senior horses (6 or older) will be ridden in a shank bit and ridden one handed, except in timed or gaited events. Any horse ridden in a bit, except a snaffle or a bosal, will be ridden one handed in western events.
- **NO DOGS** Allowed at Crawford Arena or Garrett Arena except in camper hookup area and barns. Dogs must always be on a leash.
- **No small, motorized vehicles except golf carts or work type utility vehicles allowed on State Show grounds. No 4 or 3-wheeler (ATV'S), mopeds, motorcycle, bicycles, scooters (gas, manual, or electric) or RAZOR type UTV'S are allowed on State Show grounds. All approved vehicles must be operated by a licensed driver and must have a permit from AOHA.**
- No one is allowed to enter a horse stall, without the owner and a director, unless an emergency exists.
- **ALL FINES/PENALTIES IMPOSED BY AOHA BOARD OF DIRECTORS MUST BE PAID WITHIN 30 DAYS OF IMPLEMENTATION. FAILURE TO PAY FINES WITHIN 30 DAYS WILL BE SUBJECT TO FURTHER DISCIPLINARY ACTION FROM THE BOARD OF DIRECTORS. (REVISED 2023)**

#### IV. PONY CLASSES:

- Under no circumstance shall the height of the pony be over 54" or the age of the child be over 12 years. A juvenile's age for showing is their age on January 1st.
- All pony measurements should be turned in at the beginning of the show season to the AOHA Secretary.
- **All ponies except those entered only in costume leadline must be measured at the show. Pony measurements will be held across from the horse entrance of Garrett Coliseum between the two dairy barns on Friday 6:00 AM – 7:30 AM and Saturday 6:00 AM – 7:30 AM. Ponies that arrive on the show grounds after the above scheduled measurement times must still be measured before they can show; contact your association's AOHA Director upon your arrival on the grounds to coordinate having the pony measured.**
- No stallions in pony class
- No pony 54" or under will be allowed in any horse class except open timed events and leadline.
- In Pony Halter, no adults will be allowed in arena with a child.
- Gaited and Western ponies will be shown together.
- Walk-Trot and /or Rack: Walk- Trot Pony- 12 years & under- Western Pleasure or gaited.
- Ponies must work both ways of the ring at three (3) gaits to show their ability with different leads. Excessive speed to be penalized.

- Conformation and grooming are to be judged in their class.
- Equipment may be English or Western. Western ponies will be required to back.
- It is recommended that each Association have a representative present during pony measuring.
- Ponies may be ridden two-handed regardless of bit or age of pony.

#### V. Costume Leadline:

- The exhibitor is to be eight (8) years old or younger.
- The exhibitor and horse/pony are to be led by a person 15 years and older or parent/guardian, also can have a different leader but must be the same horse/pony/exhibitor.
- Entry participants shall be limited to one child and one leader and one helper.
- Every child must be sitting on the horse/pony with the child visible on all four sides with no carts or wheeled attachments.
- No stallions allowed.

#### VI. WESTERN CLASSES:

- Champion and reserve halter class winners to go back for AOHA Halter Grand Champion class. A handler shall be allowed to show a second horse (or more) if contestant has more than one qualifying horse in the Halter Grand Champion class. The handler must use the same back number as the contestant for the horse shown.
- In halter and western classes, it is mandatory to wear appropriate western attire, including western hat and cowboy boots. The hat must be on the rider's head when the exhibitor enters the arena.
- Two-Year Old Snaffle Bit Western Pleasure- Bits will be checked before each cut and at finals. (2-year-old horses shown with a hackamore or snaffle.) Two-Year Old horses only need 4 shows to qualify to show in the Snaffle Bit class at state. They must have 6 shows to show, other than the snaffle bit class.
- Entries in the Two-Year-Old Snaffle Bit class must be shown with both hands on the reins. Reins may not be tied. The rider's hand should be carried near the pommel and not more than 4 inches out on either side of saddle horn. Rider's hands must be steady with very limited movement.
- Faults to be scored accordingly, but not necessarily cause disqualification.
  1. Changing hands on reins
  2. Two hands on reins, except when showing with hackamore or snaffle bit.
  3. More than one finger between the reins.
  4. Being on wrong lead
  5. Excessive speed (any gait)
  6. Excessive slowness (any gait)
  7. Breaking gait
  8. Failure to take the called for gait when called.
  9. Touching the horse or saddle with free hand
  10. Head carried too low or too high.
  11. Nosing out or flexing behind the vertical
  12. Opening mouth excessively
  13. Stumbling or falling
  14. Use of spurs or romal forward of the cinch
- The class will be judged on performance and conformation of the horse at the discretion of the judge.
- Horses are to be shown at a walk, trot, extended trot (at judge's discretion) and a lope at a slightly increased forward motion.
- Horses must work both ways of the ring at all three gaits to demonstrate their ability with different leads. Horses shall not be asked to extend the lope, but at the discretion of the judge they may be asked to extend the jog. Horses are required to back easily and stand quietly.
- Horses are asked to be reversed to the inside (away from the rail). They may be required to reverse at the walk or jog at the discretion of the judge, but they shall not be asked to reverse at the lope.
- A judge may ask for additional work of the same nature from any horse. He is not to ask for work other than listed above.
- A good pleasure horse has a stride of reasonable length in keeping with his conformation. He has enough cushion to pastern to give the rider a pleasant, smooth ride. He carries his head in a natural position, not high and over-flexed at the poll or low with the nose out. The horse should be relaxed but alert and ready to respond to the rider's commands without excessive cueing. When asked to extend the jog, he moves out with the same smooth way of going.
- Except for Two-year-Old Snaffle Bit, Western Pleasure or Junior Horses shown with a hackamore or snaffle bit, for which reins shall be held as stated by AQHA rules, only one hand may be used on the reins. Hand is to be around reins, index finger only between reins is permitted. When romal is used it shall be carried. (All horses shown in a shank bit will be ridden with one hand.)
- Color Horse: All horses entered in the Color Horse Class must OUTWARDLY exhibit the physical characteristics of a color horse registry. (APHA, ApHC, PHBA, ARHA, ABRA, etc.)
- **AQHA Rule Prevails** if AOHA rule does not apply. The committee has final authority.

- Prohibited equipment for Western Pleasure:
  1. No wire curbs, regardless of how padded or covered, nor any chin strap narrower than one half inch will be permitted. A martingale, noseband or tie down is prohibited. If found illegal, exhibitor will have until class entry to get replaced or will be dismissed.
- **Western Halter:**
  1. Lip chains may be used on any horse provided the chain is used with unsecured keepers and at least two links of chain remain outside of halter before attachment of the keeper or leather part of the lead shank.
  2. Stallions one year of age and older may not be shown with any chain through the mouth with the sole exception that they may be shown with lip chain with unsecured keepers as long as at least two links of the chain remain outside the halter before attachment of keeper or leather part of lead shank.
  3. Grooms will wear the same back number as the exhibitor and will leave the staging area when exhibitor enters the show pen. The exhibitor will be disqualified if the groom refuses to leave the pen. Exception to this rule is Youth Halter.
- **Performance Halter:**
  1. This is an open class for horses only. No ponies
  2. Stallions must be shown by an adult 18 & over.
  3. Only Horses that compete in two performance classes are eligible for this class.
  4. Of the 2 performance classes required, one of those classes can be showmanship.
  5. Must be same horse and rider combination for performance halter.
  6. The horse can show in any other halter class, not just limited to performance halter.
  7. Performance halter does qualify for grand/reserve halter class.
  8. **ATTIRE FOR HALTER AND SHOWMANSHIP CLASSES IS WESTERN.**

#### **VII. Ranch Class:**

- The purpose of the Ranch Rail Pleasure Open class should reflect the versatility, attitude, and movement of a working horse.
- AQHA rules for Ranch Riding/Pleasure will apply. Exception: Horses will be allowed to show in Ranch Rail and Western Pleasure classes at AOHA shows but must follow grooming requirements for both classes. **AQHA RULE PREVAILS** if AOHA rule does not apply. The committee has final authority.
- **Ranch Rail Pleasure Open class – rail only, no pattern work.**
  1. Attire of a long sleeve shirt, jeans and hat or helmet are required. Chaps are optional.
  2. No hoof polishes.
  3. No braided or banded manes, tails or tail extensions are allowed.
  4. Trimming inside the ears is discouraged.
  5. Trimming bridle path is allowed. Also, trimming fetlocks or excessively long hair is allowed.
  6. Equipment with silver should not count over a good working saddle. Silver on bridles and saddles is discouraged.
  7. Must work both ways of the ring at all gaits to show their ability with different leads.
  8. Horses are required to back easily and stand quietly.
  9. The ideal ranch pleasure horse will have a level head carriage at each gait/ neither too high nor too low.
  10. Walk – The walk should be straight, square, flat footed, relaxed and should move out freely with horse looking ahead.
  11. Extended Walk – The extended walk should be straight, square, flat footed, relaxed and should move out freely with horse looking ahead, it should show more length of stride than the ordinary walk.
  12. Trot – This gait should be a square two-beat diagonal trot. The trot should be steady, soft, and slow enough for riding long distances. Trots which are too fast, rough, and hard to sit should be penalized. Excessively slow and uncadenced trots should also be penalized.
  13. Extended Trot- The extended trot should show a definite lengthening of stride from the regular trot with the same cadence, which will cause an increase in speed. This trot should be level, flat, and steady with the appearance that the horse could hold this gait for an extended distance. The method riders choose to ride the extended trot is optional. It is acceptable to either post at the trot, sit or stand in the stirrups, while holding the saddle horn, at the extended trot only.
  14. Lope – This gait should be a three – beat gait that is collected, cadenced, straight, and steady, and is comfortable to ride.
  15. Stop (from both lope and trot) – The horse should be in the correct stopping position – both hocks engaged and stopping on the hindquarters.

#### **VIII. English Classes:**

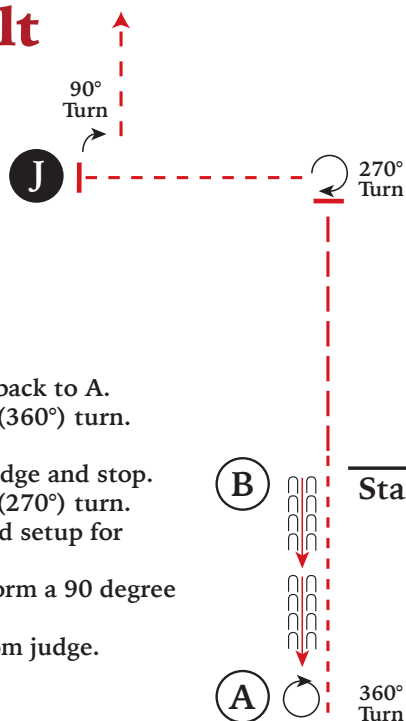
- English Pleasure – English Huntseat – Junior English Pleasure – All must comply with AQHA rules.

#### **IX. GAITED CLASSES:**

- Persons on Federal disqualifications cannot transport horses to this show and can participate only as a spectator.
- Horses to be shown at a show walk, slow rack, and fast rack. Racking horses are allowed to use bands in flat shod.
- No chains or boots allowed in any gaited classes.

# SHOWMANSHIP PATTERNS

## 2024 Adult & Youth

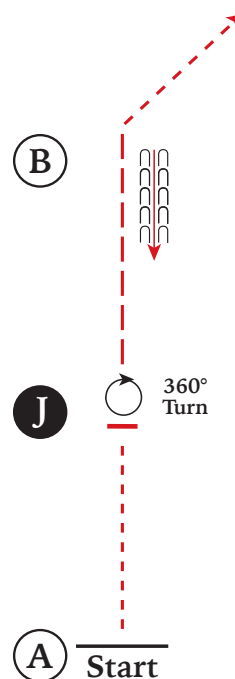


Be ready at B.

1. When acknowledged, back to A.
2. Perform a 360 degree (360°) turn.
3. Walk to B.
4. Trot until even with judge and stop.
5. Perform a 270 degree (270°) turn.
6. Walk to judge, stop and setup for inspection.
7. When dismissed, perform a 90 degree (90°) turn.
8. Walk straight away from judge.

Follow the instructions of your ring steward.

## 2024 Pony



Be ready at A.

1. Walk to Judge.
2. Stop and setup for inspection.
3. Perform a 360 degree (360°) turn to the right.
4. Trot to B.
5. Back 5 steps.
6. Walk to line up.

### LEGEND

- Walk - - - - -
- Trot - - - - -
- Back ← ← ← ← ←
- Marker (A) (B) (C)
- Judge (J)

### • Gaited Halter:

1. Entries shall be led wearing an English show halter of all leather construction with a chain lead.
2. Exhibitors wear attire and shoeing same as Open Racking classes.

### • Western Gaited Flat Shod:

1. To be shown with western attire and western tack
2. To be shown in show walk and favorite gait.
3. All horses must back.
4. Horses to be shown with no boots, whip, or cross chain cavessons and bits with no longer than 9.5" shanks. Bits are measured from the top of metal to the bottom including the ring.
5. Shoeing must be according to U.S.D.A. standards (Single cork only)
6. Riders may ride one or two handed but may not alternate hands during the class.

### • Western Gaited Lite Shod Open:

1. To be shown with western attire and western tack.
2. To be shown in show walk and favorite gait.
3. All horses must back.
4. Horses to be shown with no boots, whip or cross chain cavessons and bits with no longer than 9.5" shanks. Bits are measured from the top of metal to the bottom including the ring.
5. The shoe must not exceed ½ of an inch in thickness, nor be wider than 1 inch. The caulk must not be any thicker than 1 inch.
6. Riders may ride one or two handed but may not alternate hands during the class.

### • Open Racking:

1. Shoeing according to U.S.D.A.
2. (Ladies, Men, & Children) Show walk, slow rack, and fast rack. Horses shall wear English tack. The exhibitor will wear an English riding habit (no denim/western attire) with the exception of designated western or trail pleasure racking classes. All riding attire shall be neat and properly fitted. A proper hat is required for a gentleman, a lady's hat is optional.

### • Style Racking:

1. To be shown at a show walk and style rack. To be Judged on style only.

### • Trail Pleasure Racking – Keg Shod

1. To be shown with either English or Western attire and tack – but not a combination.
2. To be shown at a Trail Pleasure Walk (flat walk) and a Trail Pleasure Rack.
3. All Horses must back.
4. Shoeing: Keg shoe only. **NO BANDS.**

5. Horse to be shown with no boots, whip or cross chain cavessons
6. Riders may ride with one or two hands but may not alternate hands during class.
7. Bits no longer than 9.5" "shanks". Bits are measured from the top of metal to the bottom including the ring.

**X. Timed Events: IT IS RECOMMENDED THAT ALL PARTICIPANTS WEAR HELMET FOR SAFETY**

- Number to be worn on back.
- All exhibitors must wear neat attire – boots, long or short sleeve shirts with a collar and long pants. (Tee shirts are not acceptable)
- Gate will stay open.
- Participants may have assistance up to, but not past the entry gate.
- **Contestant may lead horse inside the gate and mount the horse prior to beginning the pattern.**
- Any horse that enters the timed event arena through any gate, but the designated entrance gate will be disqualified.
- No rerun except for fault of AOHA, (1 rerun only is allowed). No rider, horse, or tack fault will be accepted for rerun.
- If a participant breaks a pattern during their run, they will be asked to exit the arena.
- Drag after every ten (10) entries. (Barrels will be pulled each time)

**• Barrel Race:**

1. A minimum of 15' must be cut for pattern or timed event classes and grass mowed short. All clocks and timers must be a minimum of 21' from the entrance gate or fence. All entrance gates will remain open. It is recommended that clubs have a member at the gate to keep spectators away. Barrels may be any bright color.

2. The contestant is allowed a running start. Timing shall begin as soon as the horse's nose reaches the starting line and will be stopped when the horse's nose passes over the finish line.

3. At a signal from the starter, the contestant will run to barrel number 1, pass to the left of it and complete approximately 360 turn around the barrel; proceed to barrel number 2, pass to the right of it and complete turn around that barrel slightly more than 360 degrees; proceed to barrel number 3, pass to the right of it and make an approximate 360 degree turn around it; and then sprint to the finish line; passing between barrels number 1 and 3.

4. The barrel course may also be run to the left. For example, the contestants will start to barrel number 2, turning to the left around this barrel, then to barrel number 1, turning to the right, then barrel number 3, turning again to the right followed by the final sprint to the finish line.

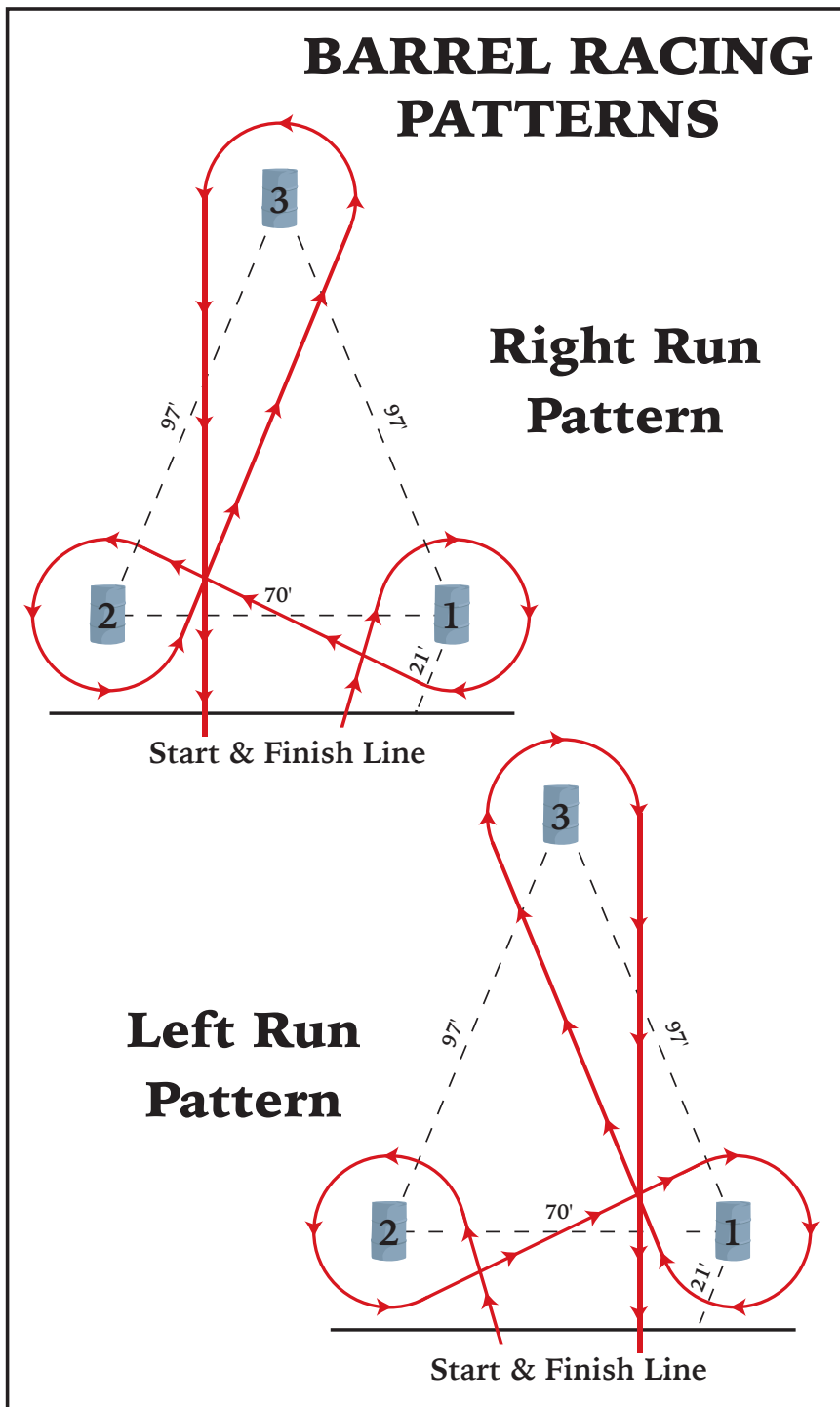
5. Knocking over a barrel shall carry a five second penalty. Failure to follow the course shall cause disqualification. A contestant may touch the barrel with his or her hands.

6. The ring steward, at his discretion, may disqualify a contestant for excessive use of bat, crop, whip, or rope in front of the cinch.

7. A barrel that is knocked over, touches the ground and rights itself is a five second penalty.

**• Open Barrel Race:**

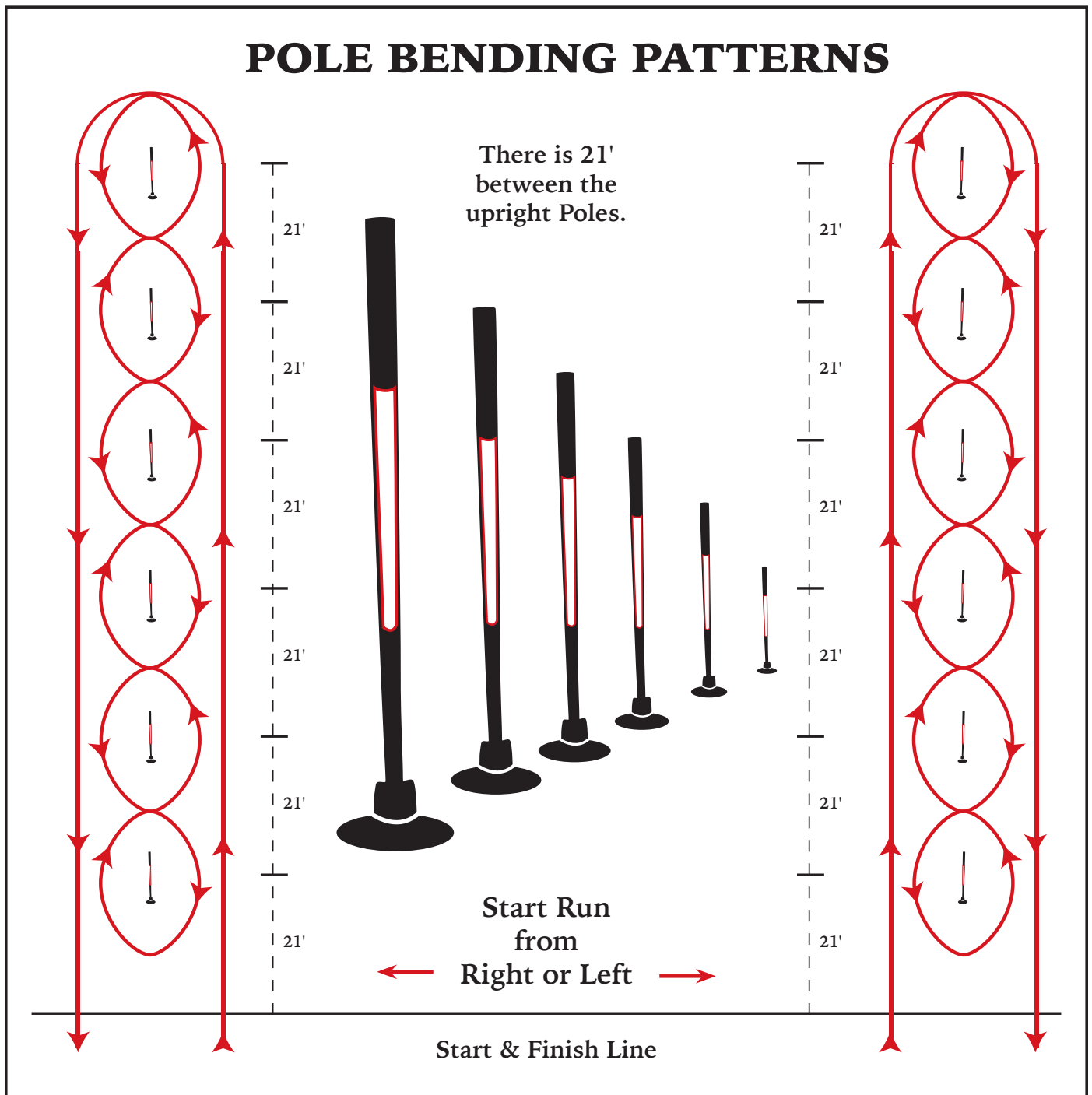
There will be a 5D Side Pot Barrell Race. Those that qualify for open barrels (Class T13) will be eligible to have their Open Barrell Race time rolled over into 5D Side Pot. **Must sign up at State Show.** Contact your Director for information on sign up. 75% pay back, all proceeds from 5D Side Pot to benefit the AOHA Scholarship fund.



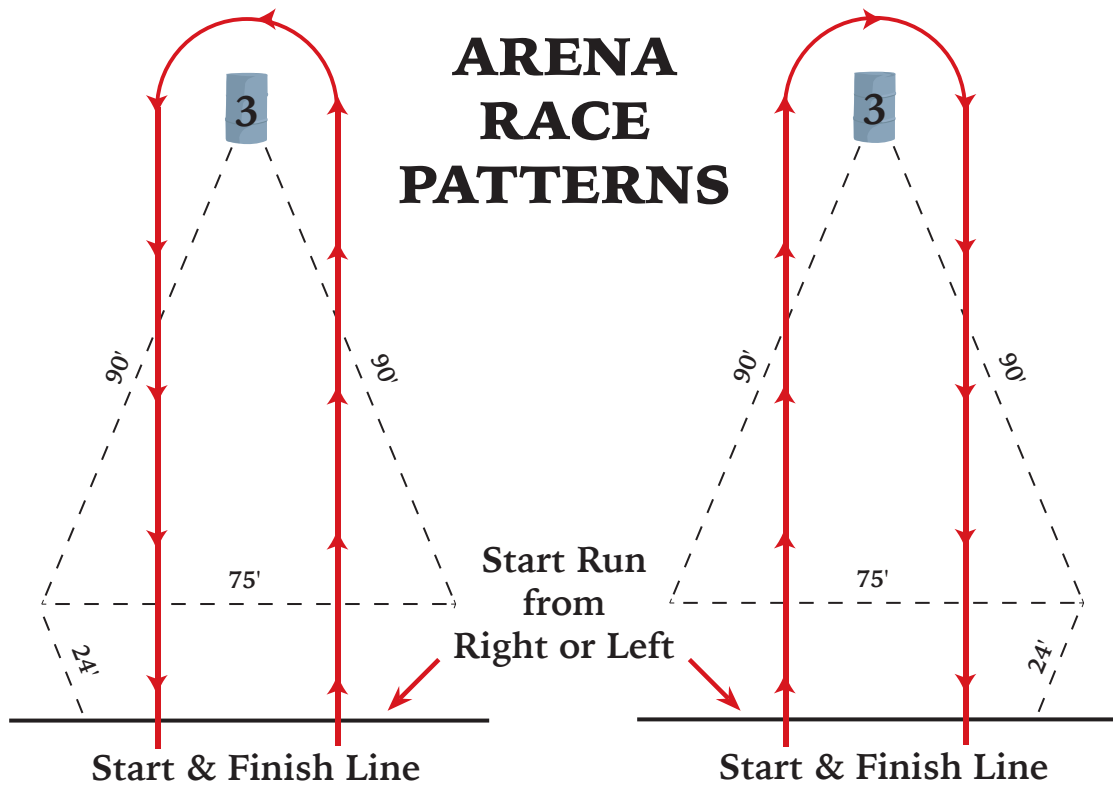
## • Pole Bending

Pole Bending is a timed event. Each contestant will begin from a running start, and time shall begin and end as the horse's nose crosses the line – a clearly visible starting line shall be provided. An electric timer or at least two watches shall be used, with the time indicated by the electric timer or the average time of the two watches used by the official timers will be the official time. The pole bending pattern is to be run around six poles, each pole is to be:

1. 21 feet apart, and the first pole is to be 21 feet from the starting line.
2. Poles shall be set on top of the ground, 6 feet in height, with no base more than 14 inches in diameter.
3. A horse may start either to the right or left of the first pole and then run the remainder of the pattern accordingly.
4. Knocking over a pole shall carry a five (5) second penalty. Failure to follow the course shall cause disqualification.
5. A contestant may touch a pole with his or her hand in pole bending. The ring steward, at his discretion, may disqualify a contestant for excessive use of a bat, crop, whip, or rope in front of the cinch.
6. A pole that is knocked over, touches the ground and rights itself is a five second penalty.



## ARENA RACE PATTERNS



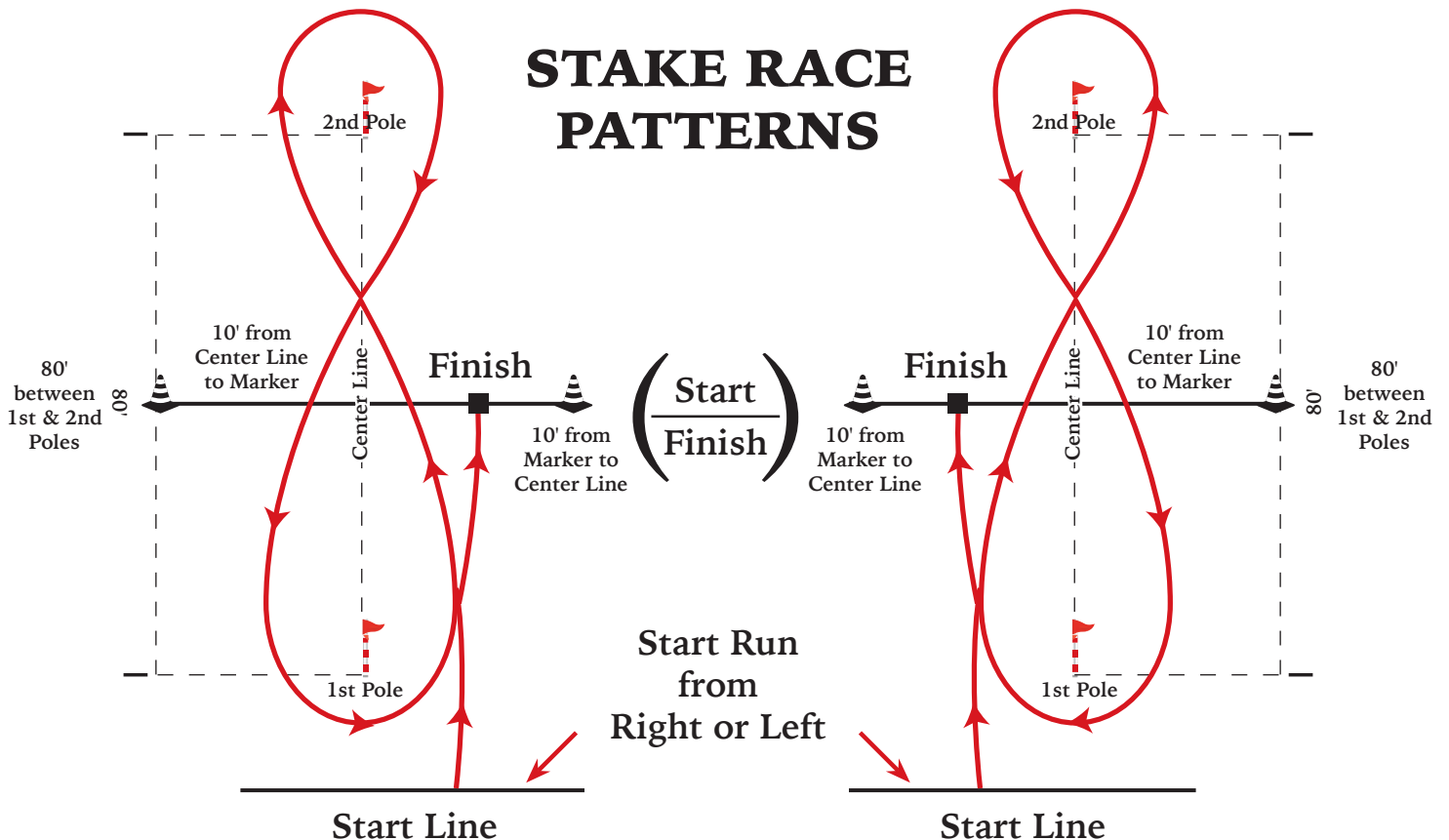
• **Arena Race:**

1. Knocking over a barrel (1) shall carry a five second penalty.
2. The barrel shall be placed in the location and position of the third barrel of our standard barrel race pattern.
3. A barrel that is knocked over, touches the ground and rights itself is a five second penalty.

• **Stake Race:**

1. Rider must make one right hand turn and one left hand turn. Rider can start from either side or either end. **TIMER** starts and finishes in the Middle. Penalty of five (5) seconds for knocking over a prop. The pattern must be between the cones. **ONCE THE HORSE/RIDER HAS PASSED THE POLE, THERE ARE THEN CONSIDERED TO BE "IN THE PATTERN" AND MUST COMPLETE THE PATTERN. ANY DEVIATION IS TO BE A DISQUALIFICATION.**

## STAKE RACE PATTERNS





**XI. Awards, Points, Ties & Protests:**

- No Horse and Rider can win more than one saddle, per show, per division.
- Points: Points will be kept on horse and rider.
- In the event of a tie in Timed Events, the first horse to run receives awards on site and second horse to run receives awards to be ordered. Both receive matching points for class.
- Divisional Awards Tie Breaker System – Ties in divisional awards shall be broken by that exhibitor who has accumulated the most points in the fewer classes and, following, by whomever has the greater number of higher placings in his or her classes.
- Protest (Code Green) are due to Chairman/Director/Officer. **Protest fee is \$500 cash.** If protest occurs during show time you have until the end of the show, after that, it is VOID. If found in violation, awards are to be returned immediately or the cost of replacement will be the responsibility of guilty Association.

POINTS										
No. of horses in class	1 <sup>st</sup> Place Champion	2 <sup>nd</sup> Place Reserve Champion	3 <sup>rd</sup> Place	4 <sup>th</sup> Place	5 <sup>th</sup> Place	6 <sup>th</sup> Place	7 <sup>th</sup> Place	8 <sup>th</sup> Place	9 <sup>th</sup> Place	10 <sup>th</sup> Place
1	1									
2	2	1								
3	3	2	1							
4	4	3	2	1						
5	5	4	3	2	1					
6	6	5	4	3	2	1				
7	7	6	5	4	3	2	1			
8	8	7	6	5	4	3	2	1		
9	9	8	7	6	5	4	3	2	1	
10	10	9	8	7	6	5	4	3	2	1
11 +	10	9	8	7	6	5	4	3	2	1

In case of a class tie (a tie can only occur in a timed event class; judged events have a tie-breaker judge), both horses are awarded the placing and points and the next lower placing is skipped because a runoff would have determined those two placings. As an example, following are the placings and points as awarded when there is a tie for 4th place:

POINTS WITH A CLASS TIE											
No. of horses in class	1 <sup>st</sup> Place Champion	2 <sup>nd</sup> Place Reserve Champion	3 <sup>rd</sup> Place	4 <sup>th</sup> Place	4 <sup>th</sup> Place	<del>5<sup>th</sup> Place</del>	6 <sup>th</sup> Place	7 <sup>th</sup> Place	8 <sup>th</sup> Place	9 <sup>th</sup> Place	10 <sup>th</sup> Place
1	1										
2	2	1									
3	3	2	1								
4	4	3	2	1							
5	5	4	3	2	2	X					
6	6	5	4	3	3	X	1				
7	7	6	5	4	4	X	2	1			
8	8	7	6	5	5	X	3	2	1		
9	9	8	7	6	6	X	4	3	2	1	
10	10	9	8	7	7	X	5	4	3	2	1
11 +	10	9	8	7	7	X	5	4	3	2	1

## **DISCLAIMER**

AOHA reserves the right to deny participation in any AOHA sponsored event to any party or individual for violation of the rules of AOHA or for behavior such as, but not limited to, abusive or obscene language, alcohol and/or drug possession or consumption, intoxication, fighting, violent, tumultuous or threatening behavior or behavior otherwise deemed by the Directors as detrimental or dangerous to the general welfare of the Members, Directors, Officers of AOHA or the general operation of the AOHA State Championship Horse Show.